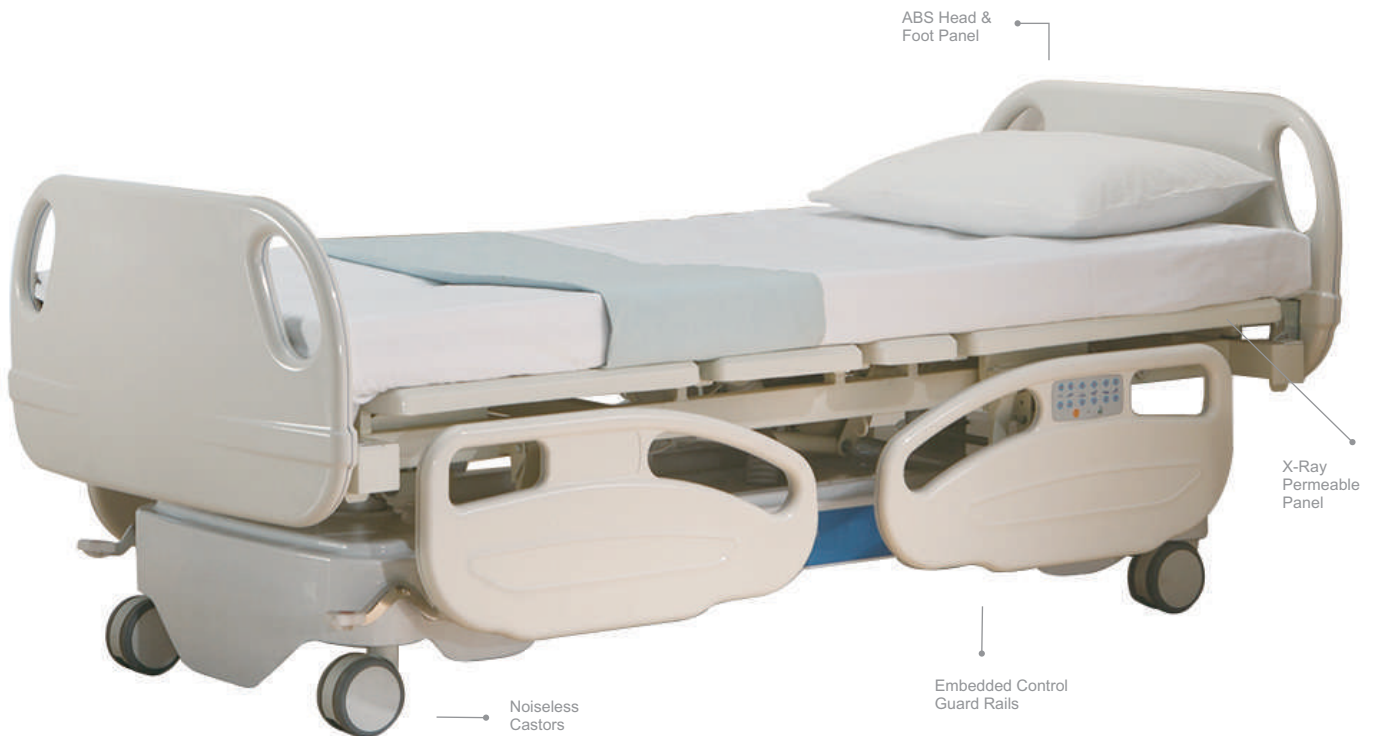


**HF1003 I.C.U. BED, ELECTRIC, 7 FUNCTION (WITH X-RAY PERMEABLE BACKREST)**




**Standard Features:**

- > ICU Bed (7 function) with electrically operated back rest tilting 0-70°, knee rest tilting 0-35°, trendelenburg tilting 0-17°, Reverse trendelenburg tilting 0-17°, mattress base tilting to the left up to 22°, tilting to the right up to 22°.
- > Size: L 2180mm × W 970mm × H 555-955mm (Adjustable Height).
- > Epoxy coated mild steel frame work with perforated top and X-ray permeable backrest.
- > All functions controlled with DEWERT motor from Germany Power Device (Actuator), 220 - 240 V AC, 50 Hz. (110 V on request).
- > Four easy lifting guardrails (2 on each side), which are safe and reliable, and can be fixed upward and downward.
- > Embedded controls on both sides of guard rails.
- > Removable & interchangeable high quality beautiful ABS engineering plastic head panel and foot panel.
- > Head panel and foot panel equipped with safety lock and roller bumpers.
- > CPR position button for bed to reach "Zero" position Quickly.
- > Auto Sit Up position using one button
- > 125mm Dia. Noiseless Luxury castors with Central braking system.
- > Drainage hooks on two sides. Provision for I.V. Rod on all sides of the bed.

**HF1003a :** Same as HF1003 But with TiMOTION Motor from Taiwan

**HF1003b :** Same as HF1003a But with Battery Back Up.

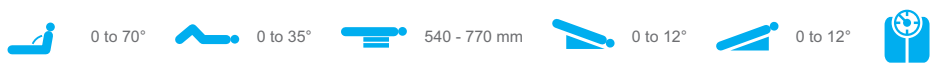

**HF1005 I.C.U. BED ELECTRIC , 7 FUNCTION**



**Standard Features:**

- > ICU Bed (Seven function) with electrically operated remote controlled back rest tilting 0-70°, knee rest tilting 0-35°, trendelenburg tilting 0-12°, Reverse trendelenburg tilting 0-12° mattress base tilting to the left up to 22°, tilting to the right up to 22°.
- > Size: L 2180mm × W 980mm × H 515-840mm (Adjustable Height).
- > All functions controlled with TiMOTION Motor from Taiwan 220 - 240 V AC, 50 Hz. (110 V on request).
- > Collapsible side railings Aluminium alloy side.
- > Removable & interchangeable high quality beautiful ABS engineering plastic head panel and foot panel.
- > 4 section mesh mattress platform.
- > Equipped with battery backup.
- > Auto Sit Up position using one button
- > Drainage hooks on two sides.
- > CPR position button for bed to reach "Zero" position quickly, with battery backup.
- > 125mm Dia. castors with individual brakes
- > Provision for I.V. Rod on all sides of the bed

**HF1042 I.C.U. BED MULTI-FUNCTION ELECTRIC WITH WEIGHING SCALE**



**Standard Features:**

- > Multi-Function ICU Bed electrically operated back rest tilting 0-70°, Foot rest tilting 0-35°, trendelenburg tilting 0-12°, Reverse trendelenburg tilting 0-12°, Height Adjustment (540mm – 770mm).
- > Size: L 2180mm × W970mm × H 540mm – 770mm(Adjustable Height).
- > All functions controlled with TiMOTION Motor from Taiwan.
- > In Build control panel on both side of Guard rail for Nurse/Patients to adjust bed position easily.
- > Function of LCD equipped weighing scale, weight data can be stored and managed.
- > Removable High Quality ABS engineering Plastic head & foot panel.
- > Epoxy coated Mild steel frame work and 4 section perforated top.
- > Built-in emergency battery backup maintain all functions during electricity failure.
- > 125mm Dia. Noiseless Luxury castors with Central braking system.
- > Drainage hooks on two sides. Provision for I.V. Rod on all sides of the bed.

## HF1043 I.C.U. BED ELECTRIC 5 FUNCTION



### Standard Features:

- > ICU Bed (Five function) with electrically operated back rest tilting 0-70°, knee rest tilting 0-35°, trendelenburg tilting 0- 12°, Reverse trendelenburg tilting 0-12°
- > Size: L 2160mm × W 970mm × H 520-920mm (Adjustable Height).
- > All functions controlled with DEWERT motor from Germany Power Device (Actuator), 220 - 240 V AC, 50 Hz. (110 V on request).
- > Easy to operate built-in Control Panel on both sides of guard rails.
- > Epoxy coated Mild steel frame work and 4 section perforated top
- > Removable & interchangeable high quality beautiful ABS engineering plastic head panel and foot panel.
- > Auto Sit Up position using one button
- > CPR position button for bed to reach "Zero" position quickly.
- > 125mm Dia. Noiseless Luxury castors with Central braking system.
- > Drainage hooks on two sides. Provision for I.V. Rod on all sides of the bed.

**HF1043a** : Same as HF1043 But with TiMOTION Motor from Taiwan

**HF1043b** : Same as HF1043a But with Battery Backup.

## HF1044 I.C.U. BED ELECTRIC 5 FUNCTION



### Standard Features:

- > ICU Bed (Five function) with electrically operated remote controlled back rest tilting 0-70°, knee rest tilting 0-35°, trendelenburg tilting 0- 12°, Reverse trendelenburg tilting 0-12°
- > Size: L 2160mm × W 970mm × H 520-920mm (Adjustable Height).
- > All functions controlled with DEWERT motor from Germany Power Device (Actuator), 220 - 240 V AC, 50 Hz. (110 V on request).
- > Epoxy coated Mild steel frame work and 4 section perforated top
- > Removable & interchangeable high quality beautiful ABS engineering plastic head panel and foot panel.
- > CPR position button for bed to reach "Zero" position quickly, with battery backup.
- > 125mm Dia. Noiseless Luxury castors with Central braking system.
- > Drainage hooks on two sides. Provision for I.V. Rod on all sides of the bed.

**HF1047 I.C.U. ELECTRIC 5 FUNCTION BED**




**Standard Features:**

- > ICU Bed (Five function) with electrically operated remote controlled back rest tilting 0-70°, trendelenburg tilting 0- 12°, Reverse trendelenburg tilting 0-12°
- > Size: L 2180mm × W 970mm × H 460-750mm (Adjustable Height).
- > All functions controlled with DEWERT motor from Germany Power Device (Actuator), 220 - 240 V AC, 50 Hz. (110 V on request).
- > Epoxy coated Mild steel frame work and 4 section perforated top with soft bend platform.
- > Removable & interchangeable high quality beautiful ABS engineering plastic head panel and foot panel.
- > CPR position button for bed to reach "Zero" position quickly, with battery backup.
- > 125mm Dia. Noiseless Luxury castors with Central braking system.
- > Drainage hooks on two sides. Provision for I.V. Rod on all sides of the bed.

**HF1047a:** Same as HF1047 But with TIMOTION Motor from Taiwan

**HF1052 I.C.U. BED 5 FUNCTION ELECTRIC**



**Standard Features:**

- > ICU Bed (Five function) with electrically operated back rest tilting 0-70°, knee rest tilting 0-25°, trendelenburg tilting 0- 12°, Reverse trendelenburg tilting 0-12°
- > Size: L 2180mm × W 970mm × H 480-770mm (Adjustable Height).
- > All functions controlled with TIMOTION Motor from Taiwan 220 - 240 V AC, 50 Hz. (110 V on request).
- > Easy to operate built-in Control Panel on both sides of guard rails.
- > Epoxy coated Mild steel frame work and 4 section perforated top with soft bend platform.
- > Removable & interchangeable high quality beautiful ABS engineering plastic head panel and foot panel.
- > CPR position button for bed to reach "Zero" position quickly, with battery backup.
- > 125mm Dia. Noiseless Luxury castors with Central braking system.
- > Drainage hooks on two sides. Provision for I.V. Rod on all sides of the bed.

## HF1091 COMFY I.C.U. BED, ELECTRIC, 5 FUNCTION

- 0 to 70°
- 0 to 35°
- 480-730 mm
- 0 to 12°
- 0 to 12°



### Standard Features:

- > ICU Bed (5 function) with electrically operated remote controlled back rest tilting 0-70°, knee rest tilting 0-35°, trendelenburg tilting 0-12°, Reverse trendelenburg tilting 0-12°.
- > Size: L 2140mm × W 940mm × H 480-730mm (Adjustable Height).
- > All functions controlled with LINAK (Denmark) Power Device (Actuator), 220 - 240 V AC, 50 Hz. (110 V on request).
- > ABS removable & interchangeable Head and foot panel equipped with safety lock and roller bumpers.
- > Epoxy coated mild steel frame work and 4 section perforated top.
- > Collapsible side railings Aluminium alloy side rails.
- > CPR position button for bed to reach "Zero" position quickly, with battery backup.
- > 125mm Dia. Noiseless castors with Central braking system.
- > Drainage hooks on two sides. Provision for I.V. Rod on all sides of the bed.

**HF1091a :** Same as HF1091 But with TIMOTION Motor from Taiwan

## HF1092 I.C.U. BED, ELECTRIC, 5 FUNCTION

- 0 to 70°
- 0 to 35°
- 440 - 710 mm
- 0 to 12°
- 0 to 12°




### Standard Features:

- > ICU Bed (5 function) with electrically operated remote controlled back rest tilting 0-70°, knee rest tilting 0-35°, trendelenburg tilting 0-12°, Reverse trendelenburg tilting 0-12°.
- > Size: L 2140mm × W 980mm × H 440-710mm (Adjustable Height).
- > All functions controlled with LINAK (Denmark) Power Device (Actuator), 220 - 240 V AC, 50 Hz. (110 V on request).
- > ABS removable & interchangeable Head and foot panel.
- > Epoxy coated mild steel frame work and 4 section mesh mattress platform.
- > Collapsible side railings Aluminium alloy side rails.
- > CPR position button for bed to reach "Zero" position quickly, with battery backup.
- > 125mm Dia. castors with individual brakes.
- > Drainage hooks on two sides. Provision for I.V. Rod on all sides of the bed.

**HF1092a :** Same as HF1092 But with TIMOTION Motor from Taiwan

**HF1099 I.C.U. BED, ELECTRIC, 5 FUNCTION WITH EXTRA VENTILATED PLATFORM**



**Standard Features:**

- > ICU Bed (5 function) with electrically operated remote controlled back rest tilting 0-70°, knee rest tilting 0-35°, trendelenburg tilting 0-12°, Reverse trendelenburg tilting 0-12°.
- > Size: L 2220mm × W 940mm × H 500-780mm (Adjustable Height).
- > All functions controlled with TiMOTION Motor from Taiwan 220 - 240 V AC, 50 Hz. (110 V on request).
- > ABS removable & interchangeable Head and foot panel.
- > The bed platform is more ventilated, soft and suitable for quadriplegic patient and made of ABS.
- > Collapsible side railings Aluminium alloy side rails.
- > CPR position button for bed to reach "Zero" position quickly, with battery backup.
- > 125mm Dia. Noiseless Luxury castors with Central braking system.
- > Drainage hooks on two sides. Provision for I.V. Rod on all sides of the bed.

\*Quadriplegic is a Person paralyzed in both arm and legs.

## HF1066 I.C.U. BED, ELECTRIC, MULTI- FUNCTION WITH SITTING POSITION

- 0 to 70°
- 0 to 35°
- 570 - 780 mm
- 0 to 12°
- 0 to 12°
- 0 to 70°

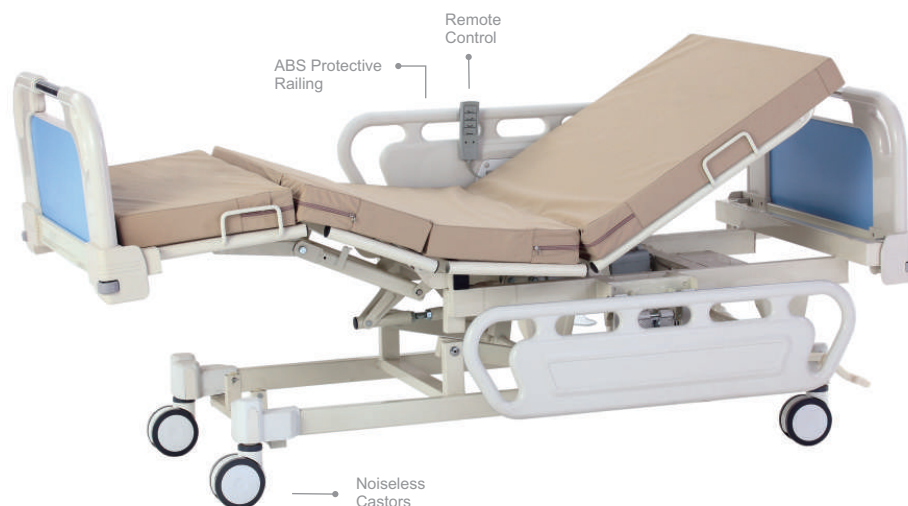


### Standard Features:

- > ICU Bed with electrically operated Knee up  $12 \pm 2^\circ$ , back rest  $75 \pm 5^\circ$ , Seat position - foot down  $85 \pm 5^\circ$ , trendelenburg  $15 \pm 2^\circ$ , Reverse trendelenburg  $15 \pm 2^\circ$ , Maximum head down in Emergency  $15 \pm 1^\circ$ , Operating Temperature 5-40°.
- > Size: L 2155mm × W 950mm × H 570-780mm (Adjustable Height).
- > All functions controlled with TIMOTION Motor from Taiwan 220 - 240 V AC, 50 Hz. (110 V on request).
- > Embedded controls on both sides of guard rails.
- > ABS removable & interchangeable Head and foot panel, with safety lock and roller bumpers.
- > Epoxy coated mild steel frame work and 4 section mesh mattress platform top, with 8" mattress.
- > Two easy lifting guardrails (1 on each side), which are safe and reliable, and can be fixed upward and downward.
- > Auto Sit Up position and Cardiac Wheel Position using one button
- > Built-in emergency battery backup maintain all functions during electricity failure.
- > 125mm Dia. Noiseless Luxury castors with Central braking system.
- > Drainage hooks on two sides. Provision for I.V. Rod on all sides of the bed.

## HF1060A I.C.U. BED, ELECTRIC, 4 FUNCTION WITH SITTING POSITION

- 0 to 70°
- 0 to 35°
- 560 - 770 mm
- 0 to 70°






### Standard Features:

- > ICU Bed (4 function) with electrically operated remote controlled sitting position 0-70°, back rest 0-70°, knee rest 0-35°.
- > Size: L 2140mm × W 940mm × H 560-770mm (Adjustable Height).
- > All functions controlled with TIMOTION Motor from Taiwan Power Device (Actuator), 220 - 240 V AC, 50 Hz. (110 V on request).
- > ABS removable & interchangeable Head and foot panel, with safety lock and roller bumpers.
- > Epoxy coated mild steel frame work and 4 section mesh mattress platform top, with 8" mattress.
- > Two easy lifting guardrails (1 on each side), which are safe and reliable, and can be fixed upward and downward.
- > Auto Sit Up position and Cardiac Wheel Position\* using one button
- > Built-in emergency battery backup maintain all functions during electricity failure.
- > 125mm Dia. Noiseless Luxury castors with Central braking system.
- > Drainage hooks on two sides. Provision for I.V. Rod on all sides of the bed.

\*Current position of HF1060A shows bed in Cardiac wheel position

**HF1126A I.C.U. BED, ELECTRIC, 3 FUNCTION**







-  0 to 70°
-  0 to 35°
-  530 - 780 mm

**Standard Features:**

- > Comfy ICU Bed (3 function) with electrically operated back rest 0-70°, knee rest 0-35° and height position.
- > Size: L 2180mm × W 970mm × H 530-780mm (Height Adjustable).
- > All functions controlled with TiMOTION Motor, 220 - 240 V AC, 50 Hz. (110 V on request).
- > Embedded controls on both sides of guard rails.
- > Four easy lifting guardrails (2 on each side), which are safe and reliable, and can be fixed upward and downward.
- > ABS removable & interchangeable Head and foot panel.
- > Epoxy coated mild steel frame work and 4 section perforated top with soft bend platform.
- > Built-in emergency battery backup maintain all functions during electricity failure.
- > 125mm Dia. Noiseless Luxury castors with Central braking system.
- > Drainage hooks on two sides. Provision for I.V. Rod on all sides of the bed.

**HF1127A I.C.U. BED, ELECTRIC, 3 FUNCTION**





-  0 to 70°
-  0 to 35°
-  500 - 750 mm

**Standard Features:**

- > ICU Bed (3 function) with electrically operated remote controlled back rest 0-70°, knee rest 0-35° position.
- > All functions controlled with TiMOTION Motor Power Device (Actuator), 220 - 240 V AC, 50 Hz. (110 V on request).
- > Size: L 2140mm × W 940mm × H 500-750mm. (Adjustable Height)
- > Collapsible Aluminium side railings.
- > Epoxy coated mild steel frame work and 4 section perforated top.
- > Built-in emergency battery backup maintain all functions during electricity failure.
- > 125mm Dia. Noiseless Luxury castors with Central braking system.
- > Drainage hooks on two sides. Provision for I.V. Rod on all sides of the bed.

**HF1128a I.C.U. BED, ELECTRIC, 3 FUNCTION**




-  0 to 70°
-  0 to 35°
-  370 - 680 mm




**Standard Features:**

- > ICU Bed 3 function with electrically operated remote controlled back rest:0-70±5°, knee rest:0-35±5°, Height Adjustment (370mm~680mm).
- > Size: L 2180mm × W 970mm × H 370 - 680mm (Height Adjustable).
- > All functions controlled with TiMOTION Motor, 220 - 240 V AC, 50 Hz. (110 V on request)
- > Epoxy coated mild steel frame work and 4 section mesh mattress platform top
- > Collapsible side railings are made of aluminium
- > Removable High Quality ABS engineering Plastic head & foot panel.
- > 125mm dia noiseless castors with Individual braking system.
- > Provision for I.V. Rod on all sides of the bed.

**HF1129A I.C.U. BED, ELECTRIC, 3 FUNCTION**


-  0 to 70°
-  0 to 35°
-  310 - 610 mm



**Standard Features:**

- > ICU Bed 3 function with electrically operated remote controlled back rest:0-70±5°, Knee rest:0-35±5°, Height Adjustment (310mm~610mm).
- > Size: L 2460mm × W 990mm × H 310 - 610mm (Height Adjustable).
- > All functions controlled with TiMOTION Motor Power Device (Actuator), 220 - 240 V AC, 50 Hz. (110 V on request)
- > Epoxy coated mild steel frame work and 4 section mesh mattress platform top
- > Side railings are made of Aluminium
- > Removable High Quality ABS engineering Plastic head & foot panel.
- > 125mm dia noiseless castors with Individual braking system.
- > Provision for I.V. Rod on all sides of the bed.

**HF1064 I.C.U. BED, ELECTRIC, 2 FUNCTION**



**Standard Features:**

- > ICU Bed with electrically operated remote controlled Knee up 35°, back rest 70°
- > Size: L 2250mm × W 970mm × H 490mm
- > All functions controlled with TIMOTION Motor from Taiwan Power Device (Actuator), 220 - 240 V AC, 50 Hz. (110 V on request).
- > ABS removable & interchangeable Head and foot panel.
- > Epoxy coated mild steel frame work and 4 section perforated top.
- > Four easy lifting guardrails (2 on each side), which are safe and reliable, and can be fixed upward and downward.
- > 125mm Dia. Noiseless Luxury castors with Central braking system.
- > Drainage hooks on two sides. Provision for I.V. Rod on all sides of the bed.

**HF1064A :** Same as HF1071 but with C type design of Head & foot ABS panels.

**HF1064B :** Same as HF1071 but with N type design of Head & foot ABS panels.

**HF1079 I.C.U. BED, HYDRAULIC, 5 FUNCTION**



**Standard Features:**

- > ICU Bed (5 function) with hydraulically operated back rest tilting 0-60°, Knee rest 0-35° position, Height adjustable 520-810mm.
- > Trendelenburg & Reverse Trendelenburg Position controlled by gear mechanic system tilting 0-11°.
- > Size: L 2380mm × W 940mm × H 520-810mm (Adjustable Height).
- > ABS removable & interchangeable Head and foot panel.
- > Epoxy coated mild steel frame work and 4 section mesh mattress platform.
- > Collapsible side railings Aluminium alloy side rails.
- > 125mm Dia. castors with individual brakes.
- > Drainage hooks on two sides. Provision for I.V. Rod on all sides of the bed.

## HF1057 I.C.U. BED, MANUAL, 3 FUNCTION

- 0 to 70°
- 0 to 35°
- 440 - 700 mm



### Standard Features:

- > ICU Bed (3 function) with manually operated back rest 0-70°, knee rest 0-35° and height adjustment.
- > Size: L 2140mm × W 940mm × H 440-700mm (Adjustable Height).
- > Collapsible side railings. (Top bar Aluminium, Vertical bars SS, Bottom pipe epoxy).
- > Removable & interchangeable high quality beautiful ABS engineering plastic head panel and foot panel.
- > Epoxy coated mild steel frame work with mesh wire platform.
- > 125mm dia noiseless castors with individual braking system.
- > Drainage hooks on two sides.
- > Provision for I.V. Rod on all sides of the bed.

**HF1057a** : Same as HF1052 But with Molded bed board with ventilated holes.

## HF1074 I.C.U. BED, MECHANICAL, 5 FUNCTION

- 0 to 70°
- 0 to 35°
- 510 - 780 mm
- 0 to 12°
- 0 to 12°






Functional separation converter

### Standard Features:

- > ICU Bed (5 function) with mechanically operated back rest 0-70°, knee rest 0-35°, Trendelenburg 0-12°/ reverse trendelenburg 0-12° (TR/RTR) and height position.
- > Size: L 2150mm × W 940mm × H 510-780mm (Adjustable Height).
- > Removable & interchangeable high quality beautiful ABS engineering plastic head panel and foot panel. D Type design.
- > Epoxy coated mild steel frame work and 4 section perforated top.
- > Drainage hooks on two sides.
- > Available with Separation Converter.
- > Four Easy Lifting Guard Rails
- > 125mm dia noiseless castors with Central braking system.
- > Provision for I.V. Rod on all sides of the bed.

**HF1087A I.C.U. BED, MANUAL, 3 FUNCTION**



-  0 to 70°
-  0 to 35°
-  530 - 810 mm






**Standard Features:**

- > ICU Bed (3 function) with manually operated back rest 0-70°, knee rest 0-35° and height adjustment.
- > Size: L 2160mm × W 940mm × H 530-810mm (Adjustable Height).
- > Four easy lifting guardrails (2 on each side), which are safe and reliable, and can be fixed upward and downward.
- > Removable & interchangeable high quality beautiful ABS engineering plastic head panel and foot panel.
- > Epoxy coated mild steel frame work and 4 section perforated top.
- > 125mm dia noiseless castors with Central braking system.
- > Provision for I.V. Rod on both sides of the bed.

**HF1134 I.C.U. BED, MANUAL, 3 FUNCTION**



-  0 to 70°
-  0 to 35°
-  530 - 720 mm

**Standard Features:**

- > ICU Bed (3 function) with manually operated back rest 0-70°, knee rest 0-35° and height position.
- > Size: L 2140mm × W 940mm × H 530-720mm (Adjustable Height).
- > Two easy lifting guardrails (1 on each side), which are safe and reliable, and can be fixed upward and downward.
- > Removable & interchangeable high quality beautiful ABS engineering plastic head panel and foot panel.
- > Epoxy coated mild steel frame work and 4 section perforated top.
- > 125mm dia noiseless castors with Central braking system.
- > Provision for I.V. Rod on both sides of the bed.

**HF1135A I.C.U. BED, MANUAL, 3 FUNCTION**

- 0 to 80°
- 0 to 35°
- 460 - 700 mm



**Standard Features:**

- > ICU Bed (3 function) with manually operated back rest 0-80°, knee rest 0-35° and height position.
- > Size: L 2140mm × W 940mm × H 460-700mm (Adjustable Height).
- > Removable & interchangeable high quality beautiful ABS engineering plastic head panel and foot panel.
- > Collapsible side railings. (Top bar Aluminium, Vertical bars SS, Bottom pipe epoxy)
- > Epoxy coated mild steel frame work and 4 section perforated top.
- > With combined feature of swivel castor (with individual brakes) as well as protective stumps.
- > Provision for I.V. Rod on both sides of the bed.

**HF1146 I.C.U. BED, MANUAL, 3 FUNCTION**

- 0 to 80°
- 0 to 35°
- 530 - 720 mm



**Standard Features:**

- > ICU Bed (3 function) with manually operated back rest 0-80°, knee rest 0-35° and height position.
- > Size: L 2140mm × W 940mm × H 530-720mm (Adjustable Height).
- > Removable & interchangeable high quality beautiful ABS engineering plastic head panel and foot panel. (B type design)
- > Collapsible side railings. (Top bar Aluminium, Vertical bars SS, Bottom pipe epoxy)
- > Epoxy coated mild steel frame work and 4 section perforated top.
- > Bumper protection at 4 corners.
- > 125mm dia noiseless castors (all with individual brakes)
- > Provision for I.V. Rod on both sides of the bed.

**HF1147 :** Same as HF1146, but with C type design of head & foot panels.

**HF1148 :** Same as HF1146, but with D type design of head & foot panels.